




Mobile Guide:

Register your UHC Account with the UHC app

As soon as your plan is **effective**, you can activate your myuhc.com account.

Please note that this would be complete Medical Insurance Registration for Medical, Vision, and Dental.

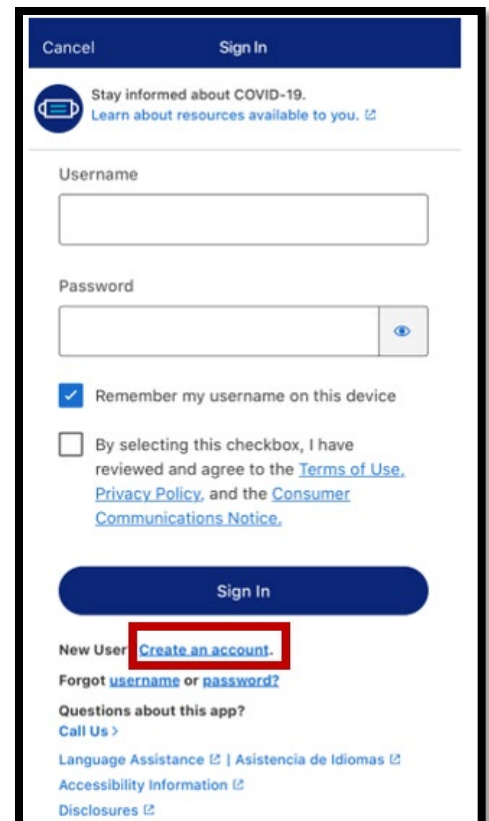
MOBILE:



1.) Download the UnitedHealthcare app for free on the [App Store®](#) or [Google Play®](#).



2.) Open the app and click on **Create an account**.



Cancel Sign In

Stay informed about COVID-19.
[Learn about resources available to you.](#)

Username

Password

Remember my username on this device

By selecting this checkbox, I have reviewed and agree to the [Terms of Use](#), [Privacy Policy](#), and the [Consumer Communications Notice](#).

Sign In

New User [Create an account.](#)

Forgot [username](#) or [password](#)?

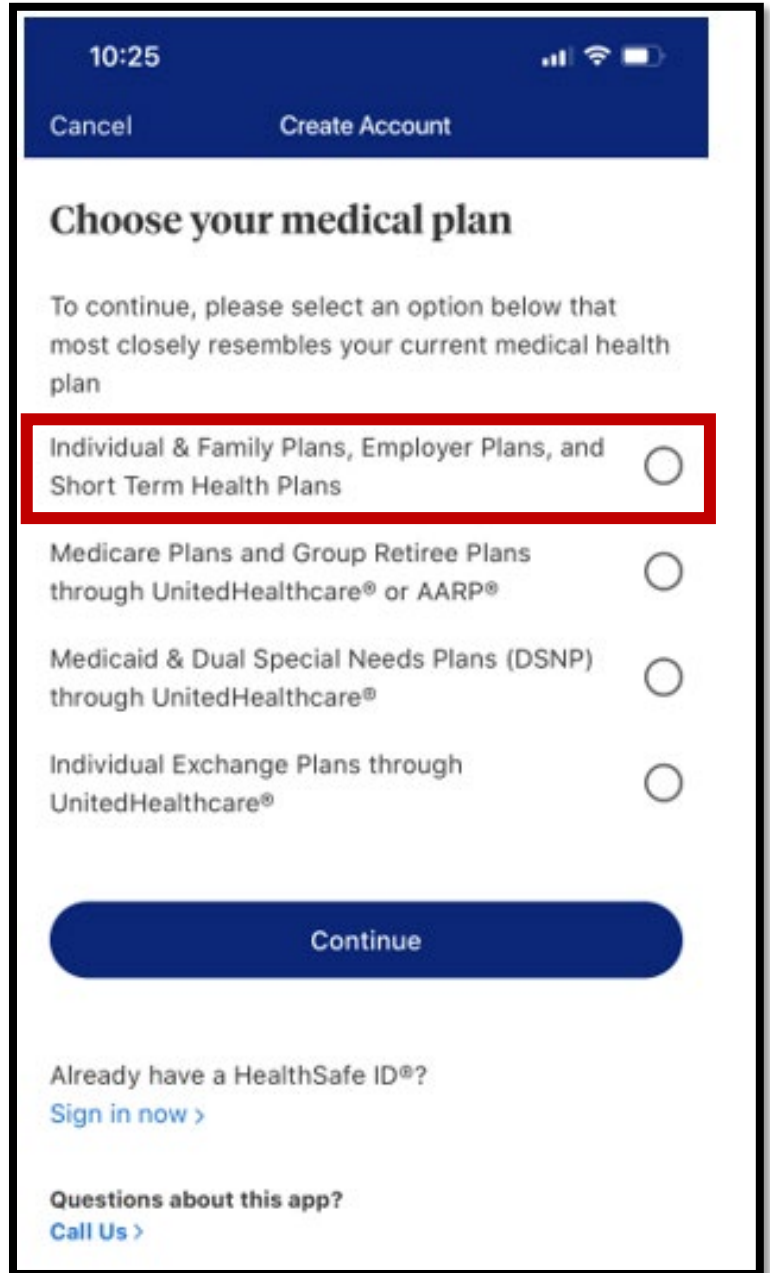
Questions about this app?
[Call Us >](#)

[Language Assistance](#) | [Asistencia de Idiomas](#)
[Accessibility Information](#)
[Disclosures](#)



MYUHC App Setup for Mobile

3.) Choose the **Individual Plans, Employer Plans, and Short Term Health Plans** Option.

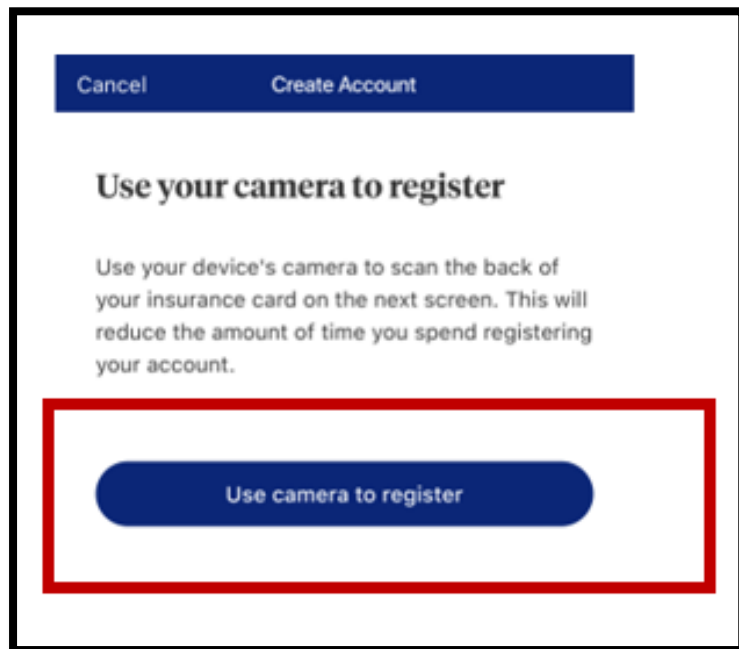


The screenshot shows a mobile app interface for account creation. At the top, there is a status bar with the time 10:25 and icons for signal strength, Wi-Fi, and battery. Below this is a dark blue header with 'Cancel' on the left and 'Create Account' on the right. The main heading is 'Choose your medical plan'. Below the heading is a paragraph: 'To continue, please select an option below that most closely resembles your current medical health plan'. There are four radio button options listed: 1. 'Individual & Family Plans, Employer Plans, and Short Term Health Plans' (highlighted with a red box and a blue arrow pointing to it from the left). 2. 'Medicare Plans and Group Retiree Plans through UnitedHealthcare® or AARP®'. 3. 'Medicaid & Dual Special Needs Plans (DSNP) through UnitedHealthcare®'. 4. 'Individual Exchange Plans through UnitedHealthcare®'. At the bottom of the list is a large blue button labeled 'Continue'. Below the button, there is a link: 'Already have a HealthSafe ID®? Sign in now >'. At the very bottom, there is another link: 'Questions about this app? Call Us >'.

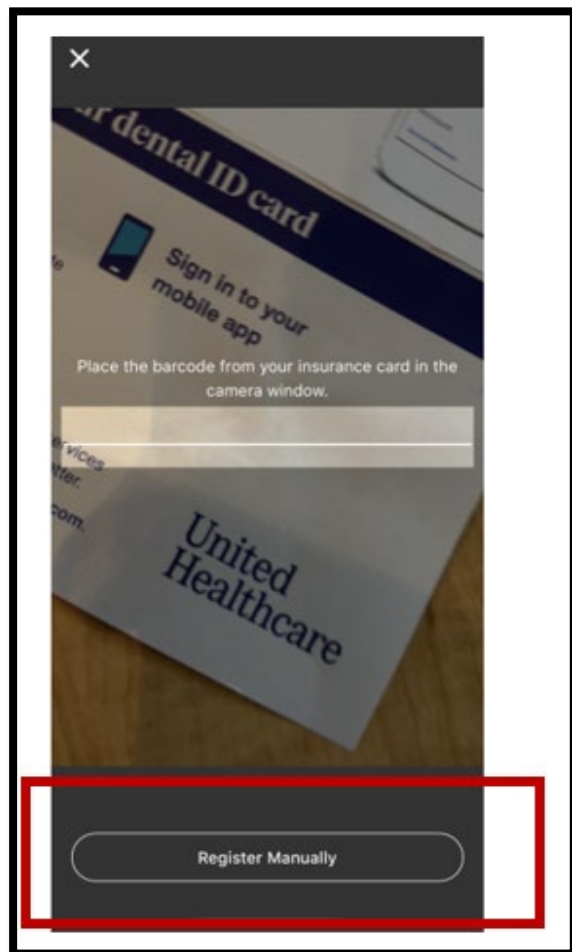
4.) Select **Continue**.

MYUHC App Setup for Mobile

5.) Select **Use camera to register**, even if you do not have a physical card yet.



6.) If you do not yet have an insurance card, select **Register Manually**.



MYUHC App Setup for Mobile

7.) Enter personal information and then click on **Continue**.

Cancel Create Account

Personal Information

This app uses [HealthSafe ID®](#) to secure your personal health information.

All fields are required unless indicated as optional.

First Name

Last Name

Date of Birth
mm/dd/yyyy

Do you have your member ID card?

Yes

No

Continue

MYUHC App Setup for Mobile

8.) Create your login credentials and then click on **Continue**.

Note: Example image is with a *TEST* Username. Please create your own, and save somewhere you can refer to, should you forget it.

Cancel Create Account

Create Account

Create your [HealthSafe ID®](#) account by completing the fields below.
All fields are required unless indicated as optional.

Username

Username must be between 6 and 20 characters and include at least one letter. No spaces or special characters are allowed.

Password

Your password must be at least 8 characters and include at least 1 uppercase letter, 1 lowercase letter, and 1 number. It may not contain spaces or '&'.

Re-Enter Password

Email

⚠ Please enter your email address

Re-Enter Email ?

MYUHC App Setup for Mobile


9.) Confirm your identity by email or by text.

Cancel Create Account


Confirm Identity

To complete registration and protect your information please tap on the account retrieval method below.

Email Me

 Send me a confirmation link to [redacted]@p.com. I'll confirm by clicking the link in the email.

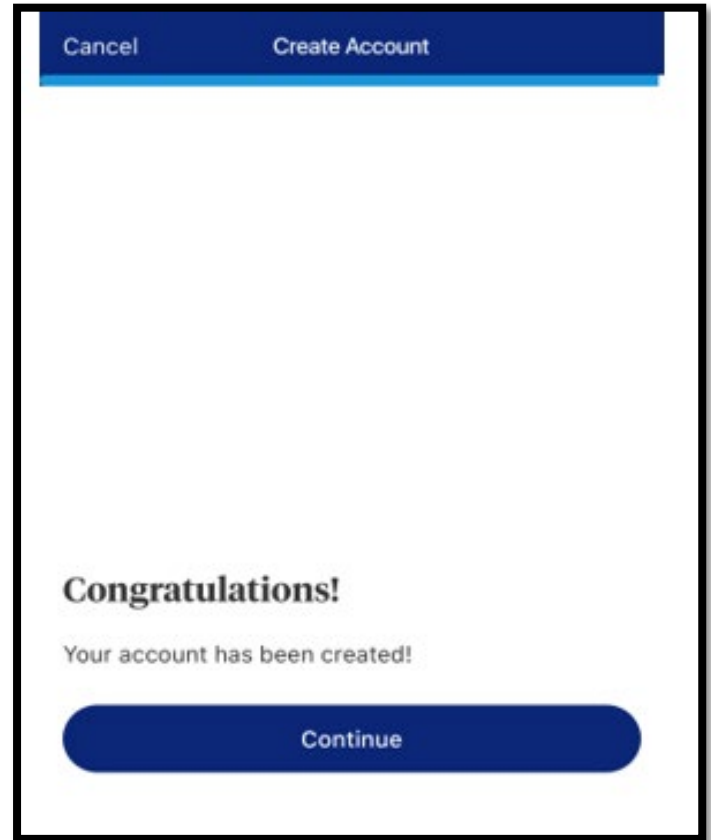
Text Me*

 Send me a confirmation code to [redacted] [redacted] I'll confirm by entering the code sent to me.

[Edit Phone Number](#)

MYUHC App Setup for Mobile

10.) This is will be the notification that your account with **myuhc** account has been **SUCCESSFULLY** created within the mobile app.



Note: You may receive a message like the one on the right IF your plan has **not** yet started.

